

Assured Minimum Facilities For PwDs & Senior Citizens

-  Ramp & Wheel Chair
-  EVM with Braille
-  Special Volunteers
-  Separate Queues for PwDs and Senior Citizens
-  Transport Facility for PwDs and Senior Citizens
-  Sign Language



Home Voting Facility/ Postal Ballot Facility

Electors (senior citizens above 85 years & PwDs with benchmark certificate) can avail Home Voting Facility & Postal Ballot Facility by filling **Form 12D**. Electors employed in essential services can also avail Postal Ballot Facility by filling **Form 12D**

7

 **MY VOTE - MY POWER - MY DUTY**

 भारत निर्वाचन आयोग
Election Commission of India

 चुनाव का पर्व
DESH KA GARV
LOK SABHA ELECTION 2024



**LOK SABHA
ELECTION 2024**

**Election Date
07.05.2024**

**Time
7am to 6pm**

 **NOTHING LIKE VOTING, I VOTE FOR SURE**

1

म्हजें मत - म्हजी सत्ता - म्हजें कर्तव्य

MY VOTE - MY POWER - MY DUTY

Voters Pledge

We, the citizens of India, having abiding faith in democracy, hereby pledge to uphold the democratic traditions of our country and the dignity of free, fair and peaceful elections, and to vote in every election fearlessly and without being influenced by considerations of religion, race, caste, community, language or any inducement.



Register online or
verify your details at
voters.eci.gov.in

Apps to install



eci.gov.in



 **I VOTE FOR SURE**

Voter Helpline
1950

Office of The Chief Electoral Officer, Goa
Altinho, Panaji, Goa - 403001 Ph : 0832-2225448, 2435518, 2225215

**"No voter
to be left
behind"**

8

 fb.com/ECI  @ecisveep  youtube.com/eci  @ecisveep  Election Commission of India

Process of Registration



To enrol as a New Voter you should be

- An Indian citizen
- Ordinary resident of polling area
- 18 years or above

Now 4 Qualifying Dates to Enrol as a New Voter



Verify Your Details




Form 8

Change of address/Correction of entries/
Replacement of EPIC/Marking of PwDs

Form 7

Objections against proposed inclusion/
deletion of name in Voter List

Search Your Name
in the Voters List

-  Use Voter Helpline App
-  voters.eci.gov.in
ceo____.nic.in
-  SMS to 1950:
ECI<space> <EPIC No>



To cast your vote,
you must have your
name in the Voter List

2

 **MY VOTE - MY POWER - MY DUTY**

On Poll Day



Holiday is declared on the day of poll to facilitate casting of vote
It's not a holiday, it's a voting day.



No gadgets allowed in polling booth

Locate your Polling Station at:

voters.eci.gov.in

Call Voter Helpline - 1950

Voter Helpline App

Carry any one of the approved Identity Document/ID proof for voting

Voter ID Card (EPIC)
Aadhaar Card
PAN Card
Unique Disability ID (UDID) Card
Service Identity Card
Passbook with photo by Bank/Post Office
Health Insurance Smart Card (M/o Labour)
Driving License
Passport
Smart card issued by RGI under NPR
Pension Document
Official identity card issued to MPs/MLAs/MLCs
MNREGA Job Card



Report unlawful activity through cVIGIL App

3



MY VOTE - MY POWER - MY DUTY

Polling Process



Voter stands in queue



Polling Officer checks your name in Voter List and your ID Proof



Polling Officer marks your finger nail with indelible ink, gives a slip and takes your signature



Voter presses button against candidate of choice/NOTA to vote on the EVM; a red light glows



Polling Officer takes the slip and checks the mark on your finger nail

None Of The Above (NOTA) available as the last option on EVM machines

4



MY VOTE - MY POWER - MY DUTY

Casting Your Vote



Ready to Vote

The 3rd Polling Officer enables the Ballot Unit (BU) as you enter the voting compartment. The READY light of BU will glow



Cast your Vote

Press the Blue Button on the Ballot Unit against the name/symbol of candidate of your choice/NOTA option.



See the Light

The red light against the name/ symbol of candidate/NOTA option chosen will glow



Verify your Vote

The VVPAT will print & display the ballot slip containing Serial Number, Name and Symbol of the chosen candidate/NOTA



Hear the BEEP

The BEEP sound from the Control Unit marks that vote has been cast successfully

If you do not see the ballot slip in the VVPAT or hear the loud beep, contact the Presiding Officer

The slip will be visible through the glass for 7 seconds. Printed slip will be secured in the VVPAT



5



MY VOTE - MY POWER - MY DUTY

Facilitation Apps By ECI

Saksham-ECI



- Accessibility features built-in
- Mark yourself as PwD
- Apply for a new PwD voter
- Apply for wheel chair

Voter Helpline App



One stop solution for registration and election related services
Check the details of contesting candidates
Generate your Voter Information Slip

Know Your Candidate App



Check the details of each candidate of your constituency as given in their affidavit - qualification, criminal antecedents, assets and liabilities (if any)



cVIGIL App

App becomes active on the day of announcement of elections
Report unlawful activities/ violation of model code of conduct
Connected through a mobile phone

6



MY VOTE - MY POWER - MY DUTY